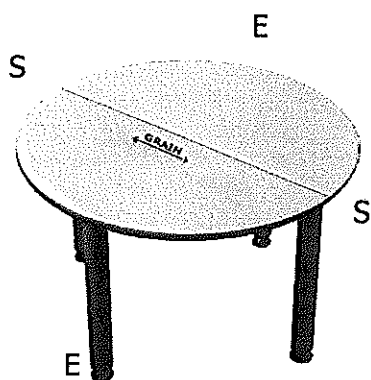


FURNITURE SPECIFICATIONS



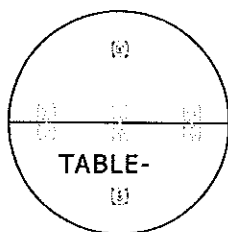
Version 1.1

TABLE: 1500 ROUND 6 SEAT CODE: NPA-TABLE-M-6



Typical 1500mm diameter
6 Seater Meeting Table

CAD Furniture Symbol:



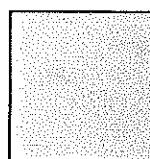
CODE Description

TABLE	M	6
CATEGORY	TYPE	SEATER

Barcode:

NPA issued barcode to be fixed under top before delivery to site.

FINISH



Vancouver Maple CDL


PIC	NO#	DESCRIPTION
	2x	1500 Dia. Half Top
	2x	ECO LEG (E) Finish: SaddleWood Matt
	2x	STANDARD LEG (S) Finish: SaddleWood Matt
	3x	VARIABLE CONNECTOR

TECHNICAL INFORMATION

- Dimensions:** 1500mm diameter x 752mm high.
- Tabletop:** Table from 2 "D-End" tops from 32mm thick tabletop substrate from high-density particle board with surface of 0.6mm Decon CDL. Tops to be pre-drilled and fitted with metal grommets to accommodate a M6x16 allen screw (5mm Allen Key). All parts not exposed / visible to get 0.2mm brown backer.
- Finishes:** Top to be in Vancouver Maple CDL with 2mm maple finish flat edge high impact edging.
- Table Legs:** ECO and Standard Legs to be finished in SaddleWood Matt powder coated application. Non centre thread bolt type - sleeve thread only.
- Supplier:** Plasticised sticker fixed out of sight, stating: Supplier, physical address and contact details.
- Warranty & Design:** All units to carry a minimum 5 year warranty under normal office environment conditions. The specifications as contained in this document are the minimum NPA requirements. Vendor to take design responsibility & ensure correct specifications.

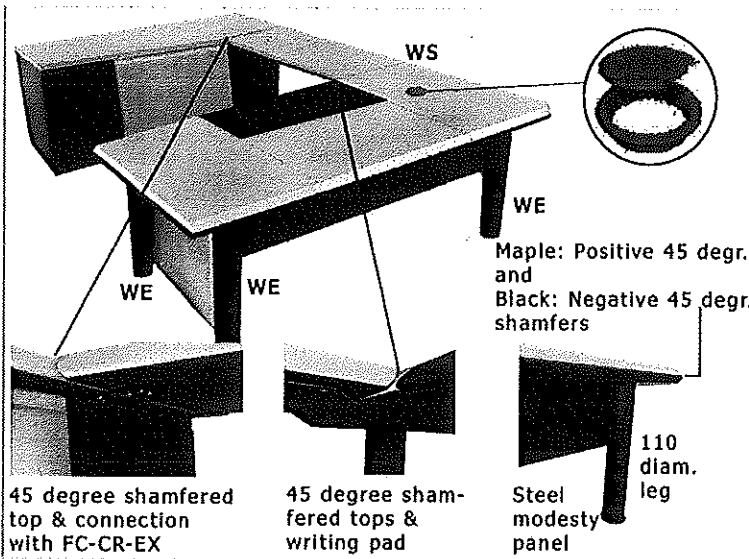


FURNITURE SPECIFICATIONS

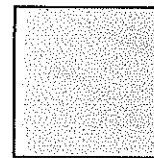


Version 1.1

EXECUTIVE Workstation Code: NPA-WS-EX-L/R



FINISH

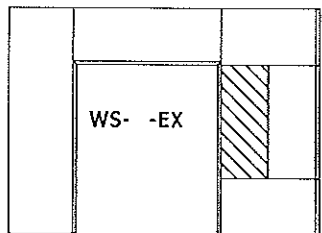


Vancouver Maple Veneer

	1x	STD CORE 2000 x 900
	1x	TOP 1310w x 500d
	1x	WIDE (110diam.) STD type LEG (WS) Finish: SaddleWood Matt
	3x	WIDE (110diam.) ECO type LEG (WE) Finish: SaddleWood Matt
	5x	VARIABLE CONNECTOR
	1x	CREDENZA NPA FC-CR-EX
	1x	MOBILE PEDESTAL NPA FC-MP-EX
	1.5x	SNAIK -1000mm long
	2x	STEEL MODESTY PANEL. Finish: SaddleWood Matt

Executives Only Level 14 UP

CAD Furniture Symbol:



CODE Description

WS	EX	L/R
CATEGORY	DEPARTMENT	LEFT/RIGHT

Barcode:

NPA issued barcode to be fixed under top before delivery to site.

W/S TOPS

Dimensions: 2750mm x 2000mm x 752mm high.

Worktop: Substrate from high-density particle board, Top: 32mm, all other components 16mm. All with 0,7mm Vancouver Maple veneer surface. All parts not exposed / visible to get 0.2mm brown backer. (Same as Finish Spec)

Edging: Chamfered edges: Solid Maple at 45 degrees. Square edges: 2,5mm solid Vancouver Maple veneer edging with straight joints.

Finish: VENEER: First Coat sanding sealer, Fill board and sand down, Second Coat sanding sealer, Sand down, Apply colour if applicable 3x Coats "Chemspec" or similar or equal product thinners based High Gloss varnish with A-C catalyst, sprayed on. Allow to dry between coats.

BLACK: Spray paint Satin sheen Duco.

Reticulation: CDS Plastics 'CMS03' 80mm Charcoal cable outlet positioned as per drawing. 1500mm long CDS Plastics "SNAIK" tray to under-side of desk top as per drawing position.

Table Legs: 110 diameter, similar to ECO and Standard Legs, to be finished In SaddleWood Matt powder coated application. Non centre thread bolt type - sleeve thread only.

Pedestal: Pedestal as per catalog. NPA FC-MP-EX included as standard part of this workstation.


Credenza: Credenza as per catalog. NPA FC-CR-EX included as standard part of this workstation.

Supplier: Plasticised sticker fixed out of sight, stating: Supplier, physical address and contact details.

Warranty & Design: All units to carry a minimum 5 year Warranty under normal office environment conditions. The specifications as contained in this document are the minimum NPA requirements. Vendor to take design responsibility & ensure correct specifications.

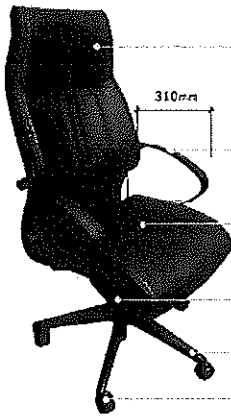


SEATING SPECS



Version 1.1

EXECUTIVE CHAIR - HIGHBACK CODE: NPA-CHAIR-EX-HB-L



Highback
Executive Chair

Back: Min 13mm laminated plywood with 20kg/cm³ foam. SABS 640-1976 complaint. ZIP to added to edge of fabric cover.
Dims: 500W x 650H from seat

Arms: D-type moulded PU with 2.5x30mm M8 threaded bush, M6 into M6 T nut assembly. 310mm horizontal length. 250mm vertical.


Seat: Min 13mm laminated plywood with 50kg/cm³ foam with 250/280 neutons hardness factor. Dimensions: 480D x 480W

17-4 50.8 CLASS 3. Min height 450mm. Max height 540mm.

Nylon Base: 700 diameter.

Rolling Castors: 65mm diameter SABS 1292 compliant. Pin insert offset load bearing type for quick alignment in any direction.

FABRIC



Genuine Leather,
Black

Fabric label:

Fabric label stitched to chair indicating:
*Manufacturer
*Address
*Contact no.
*e-mail address



Usage:
Level 14 Up.

Mechanism:
- Two Lever Syncro.

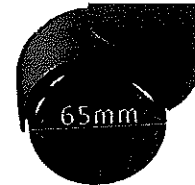
CODE Description

CHAIR	EX	HB	L
CATEGORY	DESCRIPTION	TYPE	FABRIC FINISH

Barcode:

NPA issued barcode to be fixed to seat base before delivery to site.

Castor Size:
- Wheel to measure 65mm.




TECHNICAL DATA

Backrest:	Backrest (HighBack) to be covered with polyurethane 20kg/cm ³ foam SABS 640-1976 complaint with min thickness of 50mm to backrest shell. Outer backrest shell to be covered in a 6mm thick layer of low density peeling foam stapled to the periphery of the shell. 500w x 650h measured from seat. Foam to comply with DIN and SABS 640-1976 standards
Seat:	Seat base to be covered with newly developed crush free flexible foam 50kg/m ³ density with a minimum thickness of 70mm glued to the base shell. 480 x 480
Arms:	Armrest to be manufactured from molded flexible nylon shaped to ensure chair fits under desk and that the arms be able to ensure a resistance free movement between seat and backrest. Arm to be constructed so as to be a full loop and not be open at the end.
Mechanisms:	Gas Cylinder and standpipe assembly to conform to BIFMA 5.1 standards and able to carry a body mass of up to 140kg. 17-4 50.8 CLASS 3. Min height 450mm. Max height 540mm. 3 Section Telescopic nylon cover in colourfast black matt finish. Two lever syncro mechanism as per indicated image. Knee tilt syncro NOT allowed.
Spider Base: & Castors	Five star reinforced (lattice construction) Injection-moulded talc-free nylon in colourfast back matt finish, 700 diameter minimum. Free swivelling Castor Wheels lattice-reinforced (minimum of 8 fins) nylon type or polyurethane (for tiles areas) in colourfast black matt finish. Castor size: Min 65mm diameter of wheel.
Supplier: Warranty: & Design	Embroidered fabric label fixed to side of backrest stating: Supplier, physical address and contact details. Unit to be supplied with MINIMUM 5 year Warranty under normal office usage conditions. The specifications as contained in this document are the minimum NPA requirements. Vendor to take design responsibility & ensure correct specifications

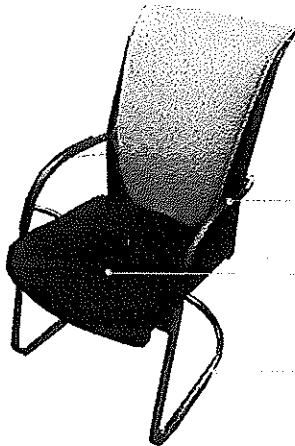


SEATING SPECS



Version 1.1

EXEC SLEIHBASE - MEETING / VISITORS CHAIR: CODE: NPA-CHAIR-EX-SB-L




Back: Min 13mm laminated plywood with 20kg/cm³ foam. SABS 640-1976 complaint. ZIP to added to edge of fabric cover

Arm rest from PVC cappings as integral part of SS frame. Capping removable by M6 T nuts for replacement.

Seat: Min 13mm laminated plywood with front lip drop of min 75mm with 50kg/cm³ foam with 250/280 neutons hardness factor.

CNC Machine bent frame from tubular construction using 24.5mm diameter by 2.5mm wall thickness tubing, chrome plated.

FABRIC OPTIONS



Genuine Leather,
Black

SUPPLIER:

Executive Sleighbase meeting room / visitors

Business Units:

- Executive Meeting Rooms
- Executive Visitors

CODE Description

CHAIR	EX	SB	L
CATEGORY	DESCRIPTION	TYPE	FABRIC FINISH

Barcode:


NPA issued barcode to be fixed to seat base before delivery to site.

NOTE:

Level 14 and UP

Fabric label:

Fabric label stitched to chair indicating:
*Manufacturer
*Address
*Contact no.
*e-mail address




TECHNICAL DATA

- Backrest:** Backrest to be covered with polyurethane 20kg/cm³ foam SABS 640-1976 complaint foam with min thickness of 50mm to backrest shell. Outer backrest shell to be covered in a 6mm thick layer of low density peeling foam stapled to the periphery of the shell. Backrest 500w x 650h, 600h from seat.
- Seat:** Seat base to be covered with polyurethane foam with a minimum thickness of 70mm glued to the nylon or suitable alternative material base shell. 500w x 500d, 480 from FFL
- Arms:** Armrest frame is an integral part of the chairs rolled steel frame makeup. The arm rest is covered with a molded nylon "capping" which is removable via fastening screws for replacement if damaged. 670 from seat
- Mechanisms:** Chrome plated mild steel frame - CNC machine bent and rolled. Frame to support a minimum weight of 140kg.
- Frame:** Embroidered fabric label fixed to side of backrest stating: Supplier, physical address, date of delivery and contact details.
- Supplier:**
- Warranty & Design:** Unit to be supplied with MINIMUM 5 year Warranty under normal office usage conditions. The specifications as contained in this document are the minimum NPA requirements. Vendor to take design responsibility & ensure correct specifications.
- SiteVisit:** It is compulsory for vendor to visit site to measure existing chairs for an exact replication on new orders before manufacture.



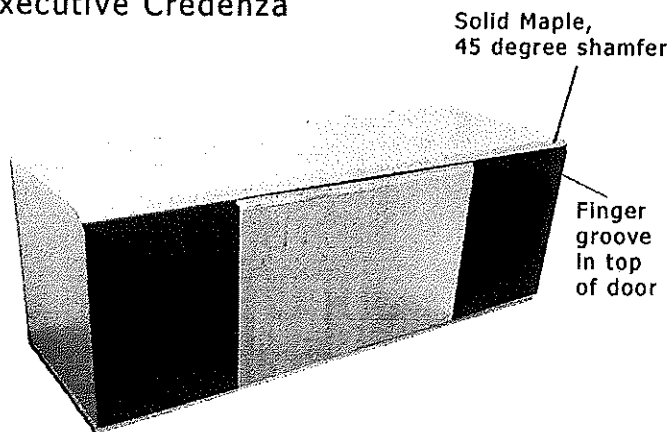
FURNITURE SPECIFICATIONS



Version 1.1


EXECUTIVE CREDENZA CODE: NPA-FC-CR-EX

Executive Credenza




Executive Credenza to go with Exec WS.

FINISH

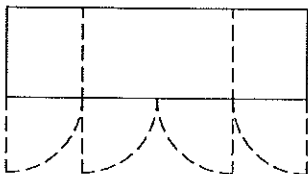


Vancouver Maple Veneer



45 degree chamfered top &
connection with Exec Workstation

CAD Furniture Symbol:



CODE Description

FC	CR	EX
CATEGORY	DESCRIPTION	TYPE

Barcode:

NPA issued barcode to be on top of cabinet before delivery to site.

NOTE:

May ONLY be used for Executive applications. Level 14 & UP

TECHNICAL INFORMATION

- Dimensions:** 2000 x 600 x 752mm high.
- Counter top:** Substrate from high-density particle board, Top: 32mm, all other components 16mm. All with 0,7mm Vancouver Maple veneer surface. All parts not exposed / visible to get 0.2mm brown backer.
- Edging:** 2,5mm solid Vancouver Maple edging with straight joints.
- Finish:** VENEER: First Coat sanding sealer, Fill board and sand down, Second Coat sanding sealer, Sand down, Apply colour if applicable, 3x Coats "Chemspec" or similar or equal product thinners based High Gloss varnish with A-C catalyst, sprayed on. Allow to dry between coats.
BLACK: Spray paint Satin sheen Duco, Black.
- Shelf:** Internal shelf from 1mm steel sheet - powder coated matt black for finish. Adjustable at approx 50mm vertical spacings. Edges bent to form 25mm square.
- Handles:** Routed finger groove in top of doors.
- Iron mongery:** High strength 110degree 8mm cranked chrome hinges, each door to be hung with 2 hinges.
- Supplier:** Plasticised sticker fixed out of sight, stating: Supplier, physical address and contact details.
- Warranty & Design:** All units to carry a minimum 5 year warranty under normal office environment conditions. The specifications as contained in this document are the minimum NPA requirements. Vendor to take design responsibility & ensure correct specifications.




FURNITURE SPECIFICATIONS



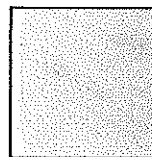
Version 1.1

EXECUTIVE LIBRARY CUPBOARD Code: FC-LC-EX

Executive Library Cupboard




FINISH



Vancouver Maple Veneer

CAD Furniture Symbol:



CODE Description

FC	LC	EX
CATEGORY	DESCRIPTION	TYPE

Barcode:

NPA issued barcode to be on top of cabinet before delivery to site.

NOTE:


May ONLY be used for Executive applications. Level 14 & UP

TECHNICAL INFORMATION

- Dimensions:** Bottom unit: 1125w x 630d x 752mm high. Top unit: 1125w x 350d x 1170mm high
- Cabinet top:** Substrate from high-density particle board, Top: 32mm with front 45 degree positive chamfer and sides straight edge 2,5mm solid maple edging. All other components 16mm. All with 0,7mm Vancouver Maple veneer surface. All parts not exposed / visible to get 0.2mm brown backer.
- Edging:** Front edge of top : Solid maple positive chamfer; Other to be 2,5mm solid Vancouver Maple edging with straight joints.
- Finish:** VENEER: First Coat sanding sealer, Fill board and sand down, Second Coat sanding sealer, Sand down, Apply colour if applicable, 3x Coats "Chemspec" or similar or equal product thinners based High Gloss varnish with A-C catalyst, sprayed on. Allow to dry between coats.
- Shelf, Doors,** BLACK: Spray paint Satin Gloss Duco, Black.
Internal maple veneer shelves to be adjustable on clear plastic adjusters with steel pin . Doors to have safety glass
- Drawers:** Drawers to have solid bases.
Routed finger groove in top of drawers and left "hatch"-type door. Black door to get D-type pull handle saddlewood. High strength 110degree 8mm cranked chrome hinges, each door to be hung with 2 hinges. Hatch-type maple door to have chromed stay mechanism (open at top to flip downwards). Drawers on full extension ball bearing runners.
- Ironmongery:** Plasticised sticker fixed out of sight, stating: Supplier, physical address and contact details.
- Supplier:** All units to carry a minimum 5 year warranty under normal office environment conditions. The specifications as contained in this document are the minimum NPA requirements. Vendor to take design responsibility & ensure correct specifications.
- Warranty & Design:**




FURNITURE SPECIFICATIONS

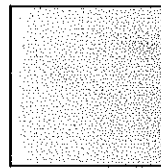


Version 1.1

EXECUTIVE MOBILE PEDESTAL Code: NPA-FC-MP-EX



FINISH



Vancouver Maple Veneer

CAD Furniture Symbol:



CODE Description

FC	MP	EX
CATEGORY	DESCRIPTION	TYPE

Barcode:

NPA issued barcode to be on top of cabinet before delivery to site.

NOTE:

May ONLY be used for Executive applications. Level 14 & UP

TECHNICAL INFORMATION

- Dimensions:** 410 wide x 600 deep x 565 high (incl castors).
Carcass: Substrate from 16mm high-density particle board with 0,7mm Vancouver Maple veneer surface. All parts not exposed / visible to get 0.2mm brown backer.
Edging: 2,5mm solid Vancouver Maple edging with straight joints.
Finishes: VENEER: First Coat sanding sealer, Fill board and sand down, Second Coat sanding sealer, Sand down, Apply colour if applicable, 3x Coats "Chemspec" or similar or equal product thinners based High Gloss varnish with A-C catalyst, sprayed on. Allow to dry between coats.
BLACK: Spray paint Satin sheen Duco, Black.
Handles: Routed finger groove in top of doors.
Drawers: Three -drawer pedestal fitted with 1x Pencil drawer with suspended tray, 1 x normal drawer, 1 x deep filer drawer fitted with cradle to accommodate either foolscap or A4 files.
Locks: Independent central locking mechanism. 2 keys.
Wheels: 40mm Nylon double acting castors to u/s. Runners to be metal with nylon rollers (Blum or similar).
Supplier: Plasticised sticker fixed out of sight, stating: Supplier, physical address and contact details.
Warranty & Design: All units to carry a minimum 5 year warranty under normal office environment conditions. The specifications as contained in this document are the minimum NPA requirements. Vendor to take design responsibility & ensure correct specifications.







